

Tipseat overview - Electric Taxi

CLIENT:


DATE:

PROJECT:



NOTES:


- 1). Please place your artwork on pages 2, 3 and 4, using the **CLIENT ARTWORK LAYER** only.
- 2). All files must be saved in PDF format.



Please produce artwork on **CLIENT ARTWORK LAYER** only.

 **Cutter Guide**


 **3mm Bleed**



Please produce artwork on **CLIENT ARTWORK LAYER** only.

 Cutter Guide

 3mm Bleed



Please produce artwork on **CLIENT ARTWORK LAYER** only.

 **Cutter Guide**

 **3mm Bleed**